

Accutech 4AO, 8SW, 4AO-8SW

Analog & Switch Output Modules

Features:

- Analog and switch closure outputs
- Expandable to 100 AO and 200 SW
- Din rail-mounted
- RS-485 link to base radio

The Accutech analog and switch output modules are base radio accessories that provide analog outputs and switch closures based on process values from an associated field unit. The modules are DIN rail-mounted, are powered from an external 24VDC source. LEDs indicate power, RS-485 link data transmission, and fault (fail-safe) condition. Up to 25 output modules can be daisy-chained on an RS-485 network from the base radio to provide a total of 100 analog outputs and 200 individually isolated switch closures. Accutech Manager is required to set up the user-programmable options, which include input/output mapping, range, trim, and fail-safe.

The 4AO analog output module provides four 4-20mA analog outputs, representing primary and secondary process variables monitored by field units.

The 8SW switch output module provides eight switch closures configured to open and close based on the process value, input switch or status of a field unit. These switch closures include low battery or sensor fault values.

The 4AO-8SW analog and switch output module combines both the features of the 4AO and 8SW modules in one convenient package.

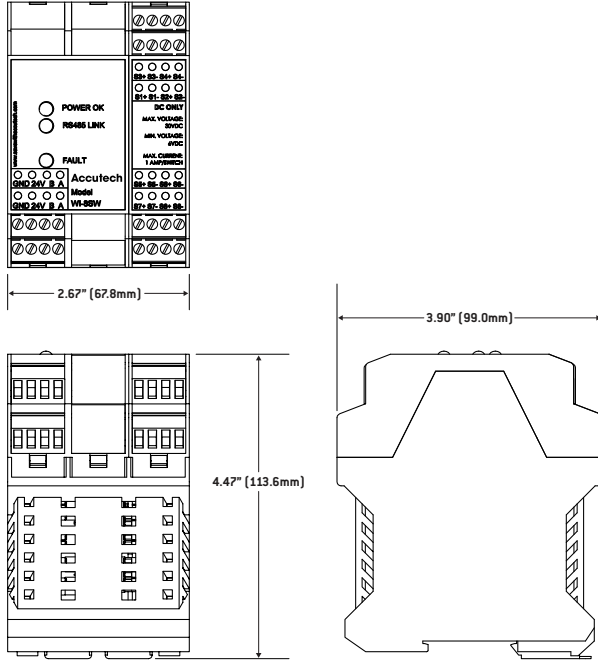


Specifications

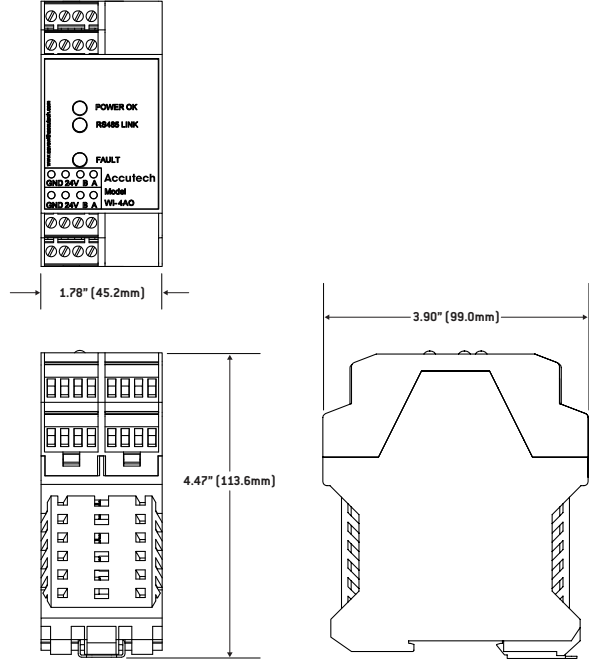
| Functional | | | | |
|--------------------------------|-------------------------------------------------------------------------------------------------------------------------------------------------------------------------------------------------------------------------------------------------------------------------------------------------------------------------------------------|----------------------------------------------------------------------------|------|-------|
| Type | 4AO: | 4-Channel Analog Output | | |
| | 8SW: | 8-Point Switch Closure Output | | |
| | 4AO-8SW: | Combination 4-Channel Analog Output & 8-Point Switch Closure Output Module | | |
| Input Power | 10-30VDC 24VDC @ 13.2mA typical | | | |
| Features | | | | |
| Remote Configuration Interface | Accutech Manager, Windows™-based GUI software, providing network-wide fault and performance-management features and field unit configuration capabilities. | | | |
| Analog Outputs | | | | |
| Number of Channels | 4 | | | |
| Type | Isolated Current Sink Outputs | | | |
| | Min. | Typ. | Max. | Units |
| Current Range | 3.1 | | 23.5 | mA |
| Field Voltage | 12 | 24 | 30 | VDC |
| Isolation | 2,200 Vrms between Field and Logic 1000Ω maximum @ 24VDC 500Ω maximum @ 12VDC | | | |
| Connector | 14AWG max. | | | |
| Switch Outputs | | | | |
| Number of Channels | 8 | | | |
| Type | Isolated Avalanche MOSFET Outputs | | | |
| | Min. | Typ. | Max. | Units |
| Current | 0 | NA | 1 | ADC |
| Voltage | 6 | 24 | 30 | VDC |
| AC Frequency | NA | NA | NA | |
| Resistance | | 9 | 15 | mΩ |
| Connector | 14AWG max. | | | |
| General | | | | |
| Operating Ambient Environment | -40°F to 185°F (-40°C to 85°C) operating -40°F to 284°F (-40°C to 140°C) storage Ordinary locations only | | | |
| Physical Characteristics | DIN rail-mounted Dimensions: See drawing below | | | |
| Accuracy | ± 0.1 % at reference conditions Additional ± 0.1 % per 18°F (10°C) deviation from reference conditions | | | |
| Fault (Fail-Safe) Condition | Each output goes into fail-safe in the event of a sensor failure, missing sensor, no RF condition, RS-485 link down or field unit powered down condition. The output module displays a fault indication if any enabled output goes into a fail-safe condition. | | | |
| User-Programmable Options | Range (lower value range and upper value range) for each analog output Trim each analog output Enable or disable failsafe for each output Failsafe output user selectable to 3.6mA, 23mA, or user-specified value (analog); failsafe switch closure output is open condition only Select RS-485 address with Accutech Manager | | | |

| Model | Description | Part Number |
|---------|---------------------------------------------------------------------|-------------|
| 4AO | 4-Channel Analog Output Module | 297526 |
| 8SW | 8-Point Switch Closure Output Module | 297527 |
| 4AO-8SW | Combination 4-Channel Analog & 8-Point Switch Closure Output Module | 297528 |

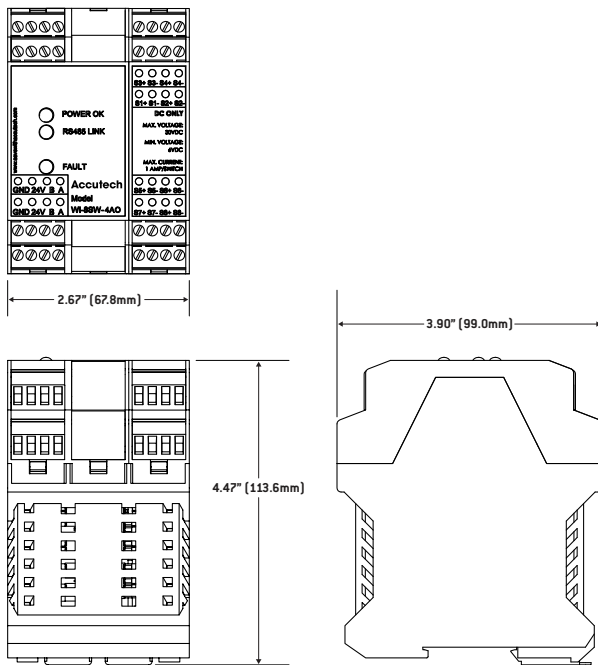
Module 8SW



Module 4AO



Module 4AO-8SW



Typical Installation

